


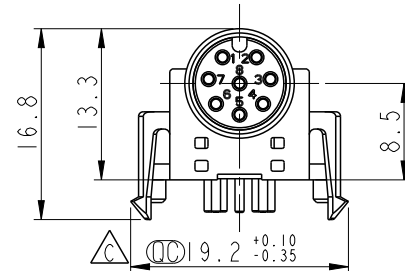
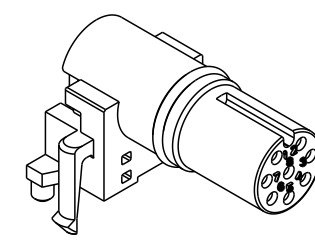
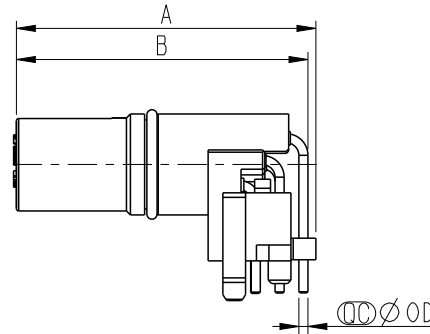

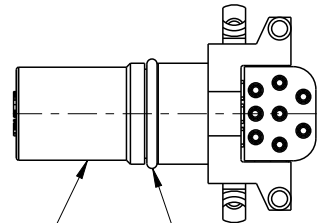

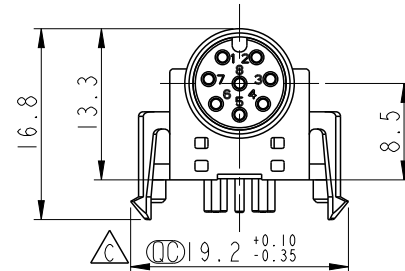
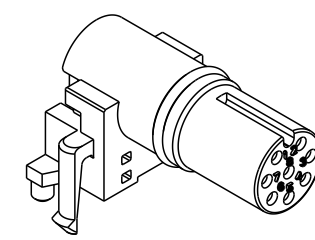
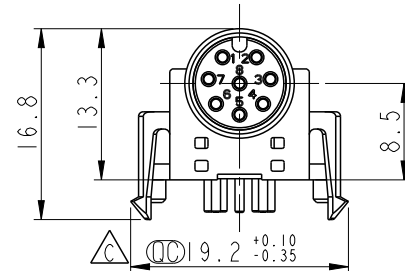
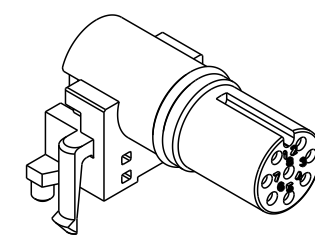
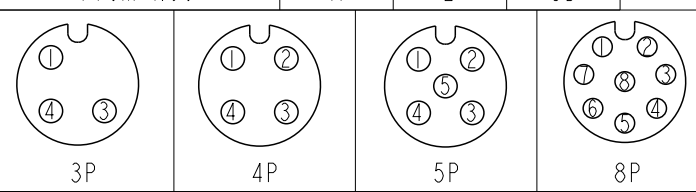
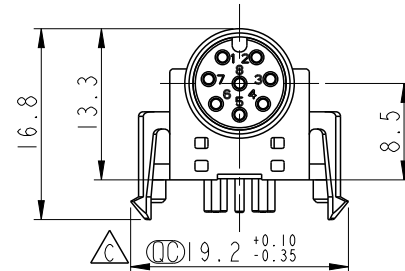
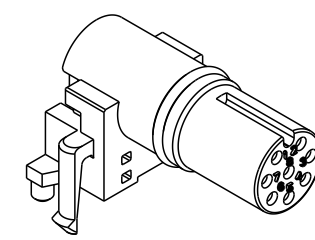
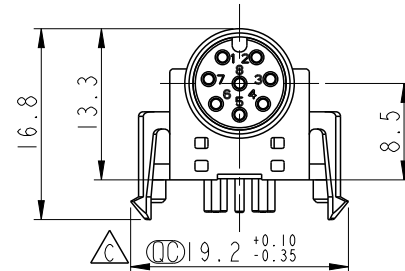
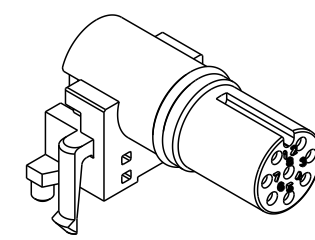
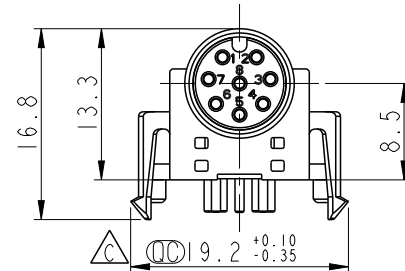
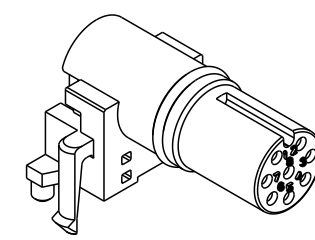
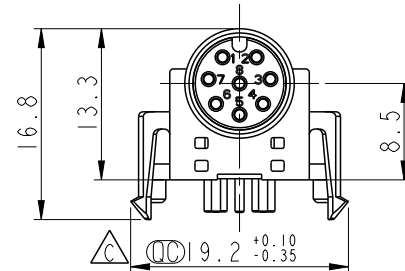
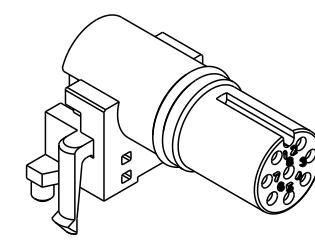


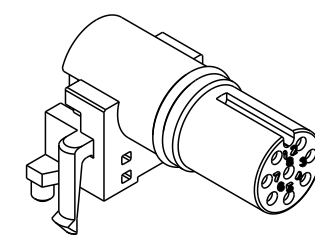
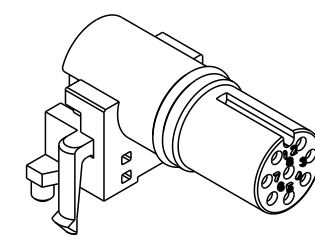
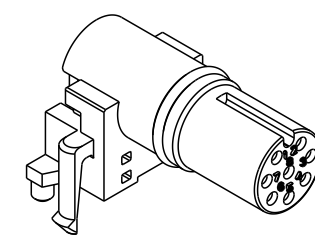
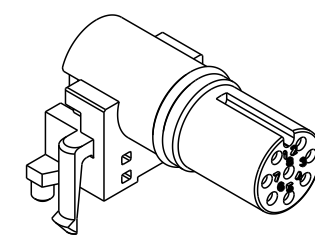
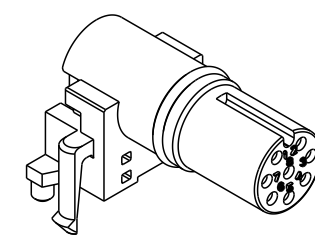
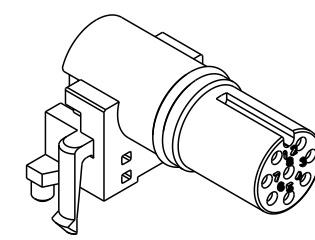
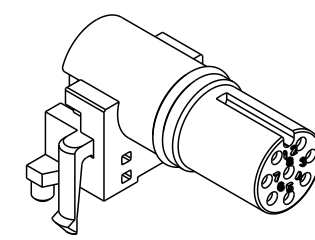
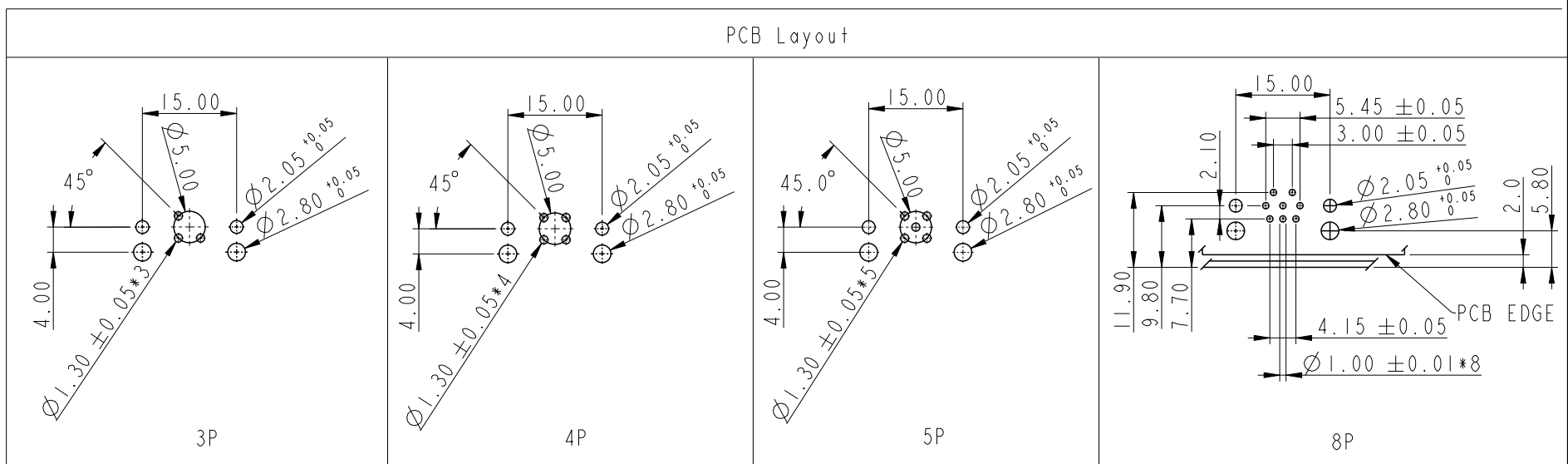


		1	2	3	4	5	6	7	8																				
F		<div><div></div></div>				REV.	ECN NO.	DATE	SIGN	DESCRIPTION																			
						A		2022-03-02	Jiahe Lin	Rev.01 To Rev.A																			
						B	C221694	2022/11/01	Arvin Chan	 *I																			
						C	C231052	2023/08/11	Jack Liu	 *I																			
E		<div><div>MI2A-XXPFFR-EE0001</div><div>XX: No. Of Pin</div></div>																											
																													
								<p>Note:</p> <ul style="list-style-type: none"><li>* RoHS Compliant</li><li>*  Important dimension</li><li>* Waterproof rate: Non-Waterproof</li><li>* Connector</li><li>Housing: Thermoplastic, Black</li><li>Pin: Copper alloy, Gold plated</li><li>O-Ring: Rubber, Gray</li><li>* For pcb thickness max: 1.6mm</li></ul>																					
																													
C		<table><tr><td>MI2A-03PFFR-EE0001</td><td>26.6</td><td>25.5</td><td>1.0</td></tr><tr><td>MI2A-04PFFR-EE0001</td><td>26.6</td><td>25.5</td><td>1.0</td></tr><tr><td>MI2A-05PFFR-EE0001</td><td>26.6</td><td>25.5</td><td>1.0</td></tr><tr><td>MI2A-08PFFR-EE0001</td><td>26.4</td><td>25.7</td><td>0.8</td></tr><tr><td>Item No.</td><td>A</td><td>B</td><td>OD</td></tr></table>				MI2A-03PFFR-EE0001	26.6	25.5	1.0	MI2A-04PFFR-EE0001	26.6	25.5	1.0	MI2A-05PFFR-EE0001	26.6	25.5	1.0	MI2A-08PFFR-EE0001	26.4	25.7	0.8	Item No.	A	B	OD				
MI2A-03PFFR-EE0001	26.6	25.5	1.0																										
MI2A-04PFFR-EE0001	26.6	25.5	1.0																										
MI2A-05PFFR-EE0001	26.6	25.5	1.0																										
MI2A-08PFFR-EE0001	26.4	25.7	0.8																										
Item No.	A	B	OD																										
B		<div><div></div></div>																											
																													
																													
																													
A		<div><div>UNIT:mm</div><div></div></div>				<div><div>Connector</div><div>O-Ring</div></div>																							
																													
																													
																													
		<div><div>TITLE</div><div>N SEN, MI2 A, RECEPTACLE, F, F, PCB R</div></div>				<div><div>Amphenol LTW</div><div>安費諾亮泰企業股份有限公司</div></div>		<div><div>ITEM NO</div><div></div></div>		<div><div>DRAWN BY</div><div>Jiahe Lin</div></div>	<div><div>DATE</div><div>2022-03-02</div></div>																		
		<div><div>SCALE</div><div>3:2</div></div>				<div><div>DWG NO</div><div>MI2A-XXPFFR-EE0001</div></div>		<div><div>CHECKED BY</div><div>Allen Pan</div></div>		<div><div>DATE</div><div>2022-03-02</div></div>																			
		<div><div>REV.</div><div>C</div></div>				<div><div>CUSTOMER</div><div>ALTW</div></div>		<div><div>APPROVED BY</div><div>Fred Lee</div></div>		<div><div>DATE</div><div>2022-03-02</div></div>																			
		<div><div>WC-REV.</div><div>A.1</div></div>				<div><div>QC</div><div>Inspection item</div></div>					<div><div>W10814-03-2001A2</div></div>																		

THIS DOCUMENT IS SUBJECT TO CHANGE WITHOUT NOTICE. IT IS CONFIDENTIAL AND A PROPERTY OF Amphenol LTW. DISCLOSURE TO THIRD PARTY HAS TO BE AUTHORIZED BY Amphenol LTW.

PCB Layout



UNIT:mm		TITLE		ITEM NO		DRAWN BY		DATE	
TOLERANCE		N SEN, MI2 A,		DWG NO		Jiahe Lin		2022-03-02	
.X		RECEPTACLE, F, F, PCB R		MI2A-XXPFPR-EE0001		CHECKED BY		DATE	
.XX		SCALE		A4		Allen Pan		2022-03-02	
.XXX		SIZE		2		APPROVED BY		DATE	
ANGLES		REV.		A.1		Fred Lee		2022-03-02	
		WC-REV.		QC:Inspection item		ALTW			