


Amphenol LTW



X-Lok Push Lock Series

Metal Mini Size



Extreme Durability ◦ Alternative Solution to M12 ◦ Blind Mating

Amphenol LTW

X-Lok Push Lock Metal Mini Size

Blind mating with audible and tactile feedback

Product Overview

Amphenol LTW's X-Lok Push Lock connector offers secure, efficient and cost effective connectivity. Now unveiling the metal design, the robust construction and intuitive push lock mechanism can ensure reliable connections in the very roughest conditions. It is suitable for applications that requires extreme environmental resistance.

The X-Lok Series enable quicker installation than traditional threaded solutions. With UL1977 & 2238+50e certification, ALTW's X-Lok is your ideal solution for harsh environment and outdoor applications.

- Alternative solution to M12
- Excellent EMC shielding (stainless steel upon request)
- Power AC/DC, data, signal or hybrid
- Nominal current 0.5A ~ 16A
- Rated voltage up to 300V
- High data transmission up to 10 Gbps
- Long service life $\geq 1,000$ cycles
- Saving on-site installation time & costs
- Exponentially increase installation outputs
- Ingress protection up to IP68
- Salt spray up to 96h (mated), 48h (unmated)



Amphenol LTW

X-Lok Push Lock Series

Robust Mechanical Design

Applications

- LED
- Industrial automation
- Heavy equipment
- Railway mass transit
- Renewable energies
- Hybrid electric vehicles
- Medical
- Lifts and materials handling
- Broadband wireless access
- Transportation
- Remote video response center
- Marine Electronics
- Autonomous Vehicles
- Automotive diagnostics
- Automated meter reading
- Test and measurement equipment
- Rugged IT





Field Installable




- ✓ Rated Voltage (AC/DC):
300V (2-8 pins), 30V (9-33 pins)
- ✓ Operating Temperature: -40°C ~ +105°C
- ✓ Mating Cycle: 1,000
- ✓ Corrosion resistance 48h
- ✓ Wire AWG: 18 - 26 AWG
- ✓ Cable O.D. Ø4.0 - Ø8.0mm
- ✓ Frequency range 10 ~ 55Hz / Amplitude 1.52mm

Part Number	AS ^① -2B ^③ 4 ^⑤ 5-QL7001			
Dimension (mm)				
Current Rating ^①	Y (0.5A: 18-33 pins)* Z (1.5A: 9-17 pins)* U (2A: 6-8 pins) D (5A: 2-5 pins)			
No. of Contacts ^②	02 - 33**			
Connector Gender ^③	M (male)* F (female)			
Contact Gender ^④	M (male)* F (female)			
Assemble Style ^⑤	A (crimp)* 	B (screw in) 	E (push in)* 	G (solder)*
Mating Style	Q (push lock)			
Back Shell	L (straight)			
IP Rating	7 (IP67, mated)			

* Upon request

** Ultra high density upon request





Overmolded Cable



- ✓ Rated Voltage (AC/DC):
300V (2-8 pins), 30V (9-33 pins)
- ✓ Operating Temperature: -20°C ~ +80°C
- ✓ Mating Cycle: 1,000
- ✓ Corrosion resistance 48h
- ✓ Wire AWG: 20 - 26 AWG
- ✓ Cable O.D. Φ 3.8 – Φ 7.5mm
- ✓ Frequency range 10 ~ 55Hz / Amplitude 1.52mm

Part Number	AS 1-2 3 B 4 5 M-Q 6 8 7 8
Dimension (mm) ²⁾	
Current Rating 1	Y (0.5A: 18-33 pins) Z (1.5A: 9-17 pins) U (2A: 6-8 pins) D (5A: 2-5 pins)
High Speed 2	A (Cat 6A) None (others)
No. of Contacts 3	02 - 33**
Connector Type	B (without SR)
Connector Gender 4	M (male)* F (female)
Contact Gender 5	M (male)* F (female)
Assembly Style	M (molding)
Mating Style	Q (push lock)
Back Shell 6	L (straight) R (right angle)*
IP Rating	8 (IP68, mated)
Cable Style 7	B (UL20549) C (UL2517) F (UL21996) J (Cat 6A) P (SPE)
Cable Length (m) 8	01 - 99 ¹⁾

* Upon request

** Ultra high density upon request

¹⁾ Standard lengths: 1M, 2M, 3M, 4M, 5M and 10M. Higher MOQ might be required for non-standard lengths

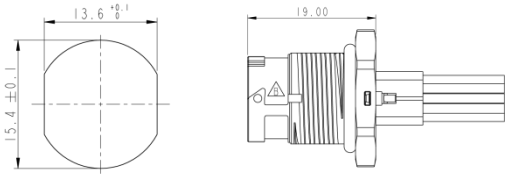

²⁾ Double-ended cable is upon request



Receptacle with Wire



- ✓ Rated Voltage (AC/DC):
300V (2-8 pins), 30V (9-33 pins)
- ✓ Operating Temperature: -40°C ~ +105°C
- ✓ Mating Cycle: 1,000
- ✓ Corrosion resistance 48h
- ✓ Receptacle nut thread: PG9
- ✓ Panel thickness: 4.5mm
- ✓ Wire AWG: 20 - 26 AWG
- ✓ Frequency range 10 ~ 55Hz / Amplitude 1.52mm

Part Number	AS 1 - 2 3 4 5 S-QC8 6 7	
Dimension (mm)		
Current Rating 1	Y (0.5A: 18-33 pins)* Z (1.5A: 9-17 pins) U (2A: 6-8 pins) D (5A: 2-5 pins)	
No. of Contacts 2	02 - 33**	
Fasten Style 3	P (front) R (rear)*	
Connector Gender 4	M (male) F (female)*	
Contact Gender 5	M (male) F (female)*	
Assembly Style	S (solder) 	
Mating Style	Q (push lock)	
Back Shell	C (circular)	
IP Rating	8 (IP68, unmated)	
Cable Style 6	A (UL2464) B (UL20549) C (UL2517)	
Wire Length (m) 7	0.50 ¹⁾	

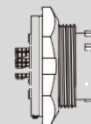
* Upon request

** Ultra high density upon request

¹⁾ Standard lengths up to 0.5M. Higher MOQ might be required for non-standard lengths

Fasten Style of Nut:

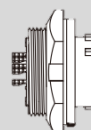
Front Fastened



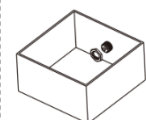
How to Install



Rear Fastened



How to Install





Receptacle



- ✓ Rated Voltage (AC/DC):
300V (2-8 pins), 30V (9-33 pins)
- ✓ Operating Temperature: -40°C ~ +105°C
- ✓ Mating Cycle: 1,000
- ✓ Corrosion resistance 48h
- ✓ Receptacle nut thread: PG9
- ✓ Panel thickness: 4.5mm
- ✓ Frequency range 10 ~ 55Hz / Amplitude 1.52mm

Part Number	AS ^① - ^② ^③ ^④ ^⑤ ^⑥ ^⑦ -QC8001	
Dimension (mm)		
Current Rating ^①	Y (0.5A: 18-33 pins) Z (1.5A: 9-17 pins)* U (2A: 6-8 pins)* D (5A: 2-5 pins)	
High Speed ^②	A (Cat 6A) None (others)	
No. of Contacts ^③	02 - 33**	
Fasten Style ^④	P (front) R (rear)*	
Connector Gender ^⑤	M (male) F (female)*	
Contact Gender ^⑥	M (male) F (female)*	
Assembly Style ^⑦	<div style="display: flex; justify-content: space-around; align-items: center;"> <div style="text-align: center;"> S (solder)* </div> <div style="text-align: center;"> P (PCB 180°) </div> </div>	
Mating Style	Q (push lock)	
Back Shell	C (circular)	
IP Rating	8 (IP68, unmated)	

* Upon request

** Ultra high density upon request



Best Solution from Amphenol LTW

Contact Us

Luc Kan | Sales & Marketing

Email: luc@ltw-tech.com

Customer Service

Email: sales@ltw-tech.com

Follow Us



(V070523)

Unrivaled InterConnects for Harsh Environments